


### U Band High Power Amplifier



#### Product Overview

AT-PA-4060-1820C is high power amplifier with +20dBm output power in the frequency of 40-60GHz. The DC power requirement is +5V/400mA. The module is with a standard WR-19 waveguide.

The power amplifier has high gain, high linearity, low input/output return loss and flat gain response.

More information, please visit [www.atmicrowave.com](http://www.atmicrowave.com)

#### Advantages

- ✓ Frequency: 40-60GHz
- ✓ P1/Psat:+18/20dBm
- ✓ Small signal gain: 18dB
- ✓ Single Power Supply

#### Application

- ✓ U Band Communication
- ✓ Test Equipment
- ✓ ROF (RF Over Fiber)
- ✓ Radar System

### Key Features

Parameter	Min	Typical	Max
Frequency		40-60GHz	
Gain	16	18dB	
P1Db		+18dBm	
Psat	19	+20dBm	
Drain Supply		+5V	+8V
Idd NO RF		400 mA	
Idd Psat		600mA	
Input Return Loss		-7dB	
Output Return Loss		-7dB	
Spec Temp		25C	





# AT-PA-4060-1820C

40-60GHz Medium Power Amplifier

## Mechanical Information

Item	Description
Input Port	WR-19
Output Port	WR-19
Case Material	Copper
Finish	Gold Plated
Weight (Without Heatsink)	100g
Size:	40x30x30 mm

## Absolute Maximum Ratings Table

Parameter	Value
Drain Supply	+9V
RF Input Power	+15dBm
Operating Temperature	0 to +50C
Storage Temperature	-65 to +150C

## Notes:

1. Datasheet may be changed according to update of MMIC, Raw materials , process, and so on.
2. This data is only for reference, not for guaranteed specifications.
3. Please contact AT Microwave team to make sure you have the latest data.

## Part Number Selection Guide

Item	Description
PN	Stand Module with DC Power Supply
<b>PN-LCBT</b>	<b>L</b> ow Cost, <b>C</b> ompact <b>B</b> ench- <b>T</b> op, +220V Supply with AC/DC Adapter



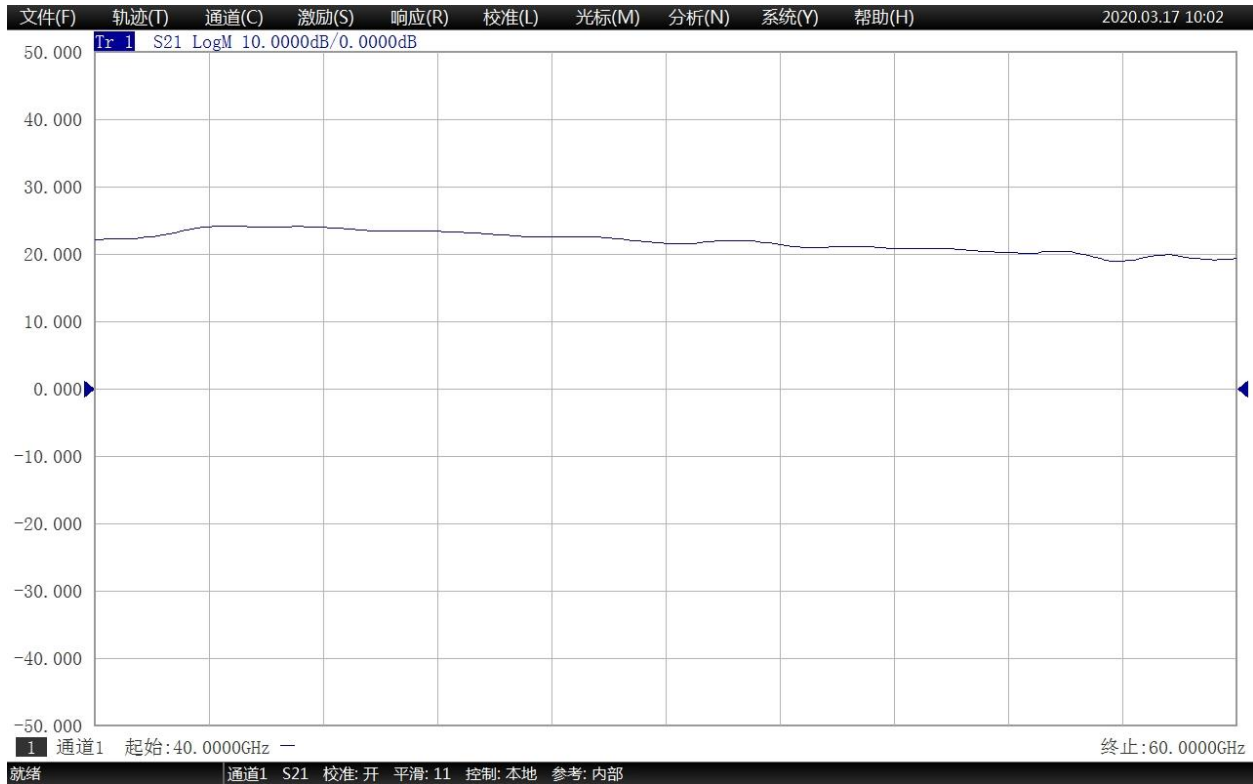


# AT-PA-4060-1820C

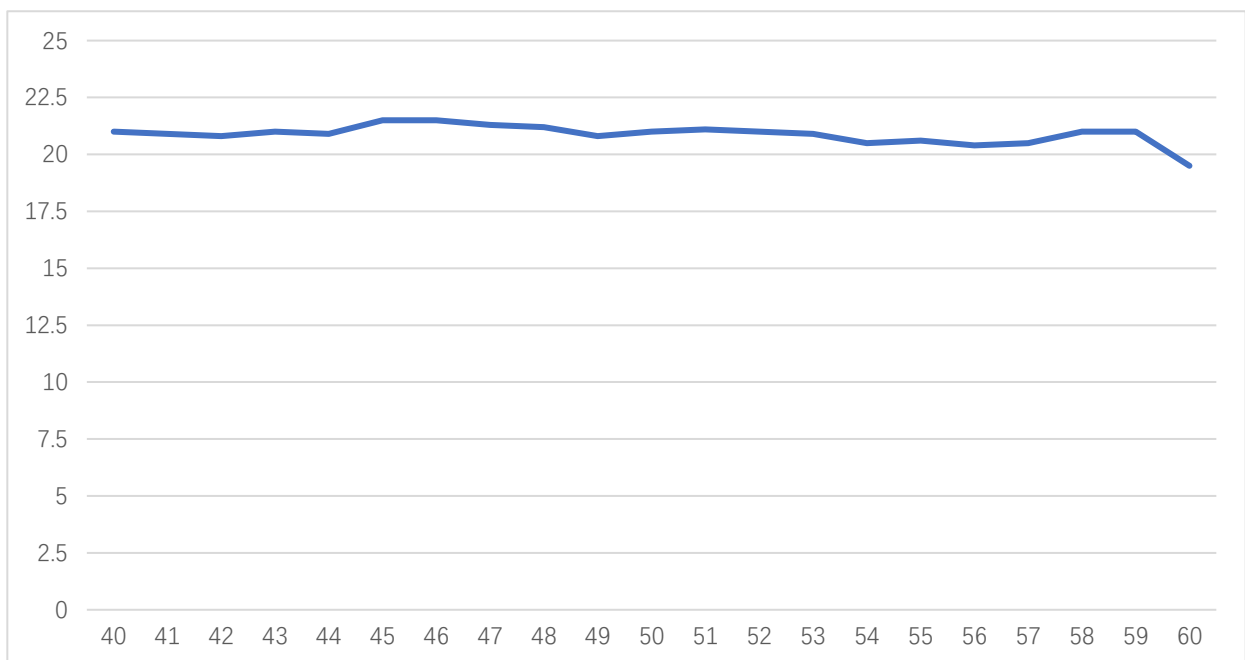
40-60GHz Medium Power Amplifier

## Test Data:

Vd=+5V, Id=365mA NO RF, Id=665mA at Psat, 25C



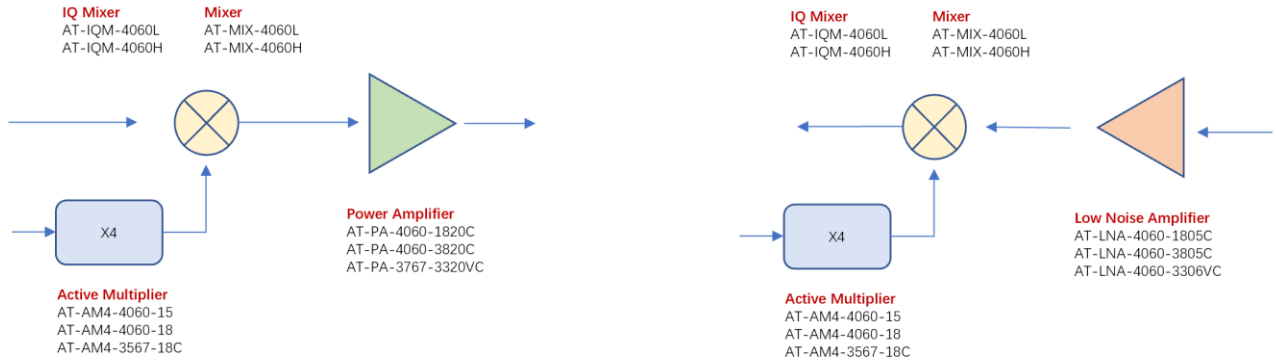
Gain vs Frequency



Pout Vs Frequency



### U Band 40-60GHz



### Dimension: (unit in mm)

